

STEPS TO HOSTING A SUCCESSFUL FOOD DRIVE

1. REGISTER YOUR FOOD DRIVE.

When you [register](#) your food drive, you can choose from our boxes or bags for collection. Registering in advance will also help with scheduling a pick up in advance if you anticipate a drive too large to pack into your personal vehicle to deliver.

2. PICK YOUR KREWE & SET THE DATE!

Get a team of family, friends, neighbors, or co-workers to help you organize and execute your drive. Then pick a start and end date that works best for your team (we suggest making your drive at least one week long and sending out reminders before and during your drive).

3. GATHER YOUR SUPPLIES.

Every drive is different. You can use whatever you'd like - plastic bins, ask friends to bring you their empty Amazon boxes (hey, they have them!), purchase large boxes to decorate, or pick up collection bags or boxes from us (we provide these too, see registration link above).

4. GET THE WORD OUT ABOUT YOUR DRIVE.

Use our toolkit below or create your own flyers and messaging to let everyone know how they can help with your food drive through flyers, emails, and social media.

5. START YOUR DRIVE AND GET COLLECTING!

Start your food drive and begin collecting your own and other people's donations. 500 cans/items of food is a great goal! As you start collecting be sure to take lots of pictures to send to us after your drive.

Tip: Offer an incentive to help reach your goal. Challenge another neighborhood, business, or sports team to see who can bring in more pounds (we will weigh the donations!). Offer a discount at your place of business. Offer a reward like a pizza party, jeans day, or prize drawing for bringing in donations.

6. DELIVER THE FOOD.

Once your food has been collected and the end date has passed, drop off your donations Monday, Tuesday, or Thursday from 9a-12p or contact our Development Associate to make an appointment outside these hours. Donation too large to deliver? We can pick up too! Contact our Development Associate to get added to our pickup schedule.

7. THANK YOUR TEAM!

Be sure to thank everyone who took part in your food drive and send them a thank you email/flyer. A simple thank you can go a long way!

8. LET US KNOW HOW IT WENT...

We would love to hear your story and see your photos. Email us to let us know how it went!

9. QUESTIONS?

Contact us anytime if you have questions or could use some help.

Sarah Herndon, Development Associate 985.893.7445 sherndon@northshorefoodbank.org

SAMPLE EMAIL TEMPLATE

Subject: Join My Food Drive!

Email Copy:

Did you know that **1 in 6** Louisianans experience food insecurity? Or that the National Foundation to End Senior Hunger ranks **Louisiana as the 2nd worst state for seniors at risk of hunger** with 24%, nearly **1 in 4**, seniors facing food insecurity? So many of our neighbors do not know where their next meal is coming from.

While the amount of people experiencing food insecurity is startling, there is something you and I can do to make a difference. From [insert date here] until [insert date here], I am running a food drive to help feed our neighbors and I need your help! Please donate canned and other non-perishable food items to our drive. Together, we can make an immediate impact. The process is simple! Just check out the list of acceptable items below, check your pantry or pick up some items on your next trip to the grocery store, and then drop them off at [give drop off location for you]. If you are not able to take part in the food drive, there is still a way you can help! You can give a financial gift online at <https://northshorefoodbank.org/donate-funds>. Just be sure to note that your gift is on behalf of the [insert name of your food drive].

Thank you for your help,


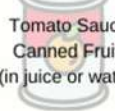







[Insert Name]

SAMPLE FACEBOOK POST-MOST NEEDED ITEMS FLYER

From [insert date here] until [insert date here], I am running a food drive to help feed our neighbors and I need your help! Just check out the list of acceptable items below, check your pantry or pick up some items on your next trip to the grocery store, and then drop them off at [give drop off location for you]. If you are not able to take part in the food drive, there is still a way you can help! You can give a financial gift online at <https://northshorefoodbank.org/donate-funds>. Just be sure to note that your gift is on behalf of the [insert name of your food drive]. #endhungernorthshore #nfbfoodbankangel #bettertogethernorthshore

Most Needed Social Media Flyer (click flyer to download):

JOIN MY FOOD DRIVE! COLLECT SOME OF THE FOLLOWING:

<p>LOW SODIUM OR NO SALT ADDED</p>  <p>Soups Veggies Canned Beans</p>	<p>LOW SUGAR OR NO SUGAR</p>  <p>Tomato Sauce Canned Fruit (in juice or water)</p>	<p>ST TAMMANY CANCER CENTER THERAPEUTIC FOOD PANTRY</p>  <p>Grits Tortillas Crackers Pasta Sides Instant Potatoes</p>
<p>KID FRIENDLY ITEMS</p>  <p>Ravioli Peanut Butter Macaroni & Cheese</p>	<p>WHOLE GRAINS</p>  <p>Oatmeal Brown Rice Whole Wheat Pasta Unsweetened Cereal</p>	<p>PANTRY STAPLES</p>  <p>Broth Dry Beans Cooking Oils Corn Muffin Mix</p>
<p>PAPER PRODUCTS</p>  <p>Tissues Toilet Paper Paper Towels</p>	<p>HYGEINE</p>  <p>Soap Razors Shampoo Conditioner Toothbrushes Toothpaste</p>	<p>CANNED MEATS</p>  <p>Tuna Salmon Chicken</p>

Nonperishable donations only. No glass or bulk items, please.

SAMPLE SOCIAL MEDIA POST-DRIVE DATE FLYER

From [insert date here] until [insert date here], I am running a food drive to help feed our neighbors and I need your help! Please drop off non-perishable items at [location] between the hours of [start time] and [finish time]. The food bank is especially low on [can get list from the food bank or check social media for their monthly list update] or you can give a financial gift online at <https://northshorefoodbank.org/donate-funds>. Just be sure to note that your gift is on behalf of the [insert name of your food drive]. Let's feed our neighbors in need!

#endhungernorthshore #nfbfoodbankangel #bettertogethernorthshore

Generic Social Media Flyer (click flyer to download):

WE'RE HOSTING A FOOD DRIVE!



All donations will be provided to Northshore Food Bank, located in downtown Covington. They serve all of St Tammany Parish and feed hundreds of families each week.

All in-date, nonperishable food items will be accepted. No glass or bulk items, please.

LET'S FEED OUR NEIGHBORS IN NEED.

**#ENDHUNGERNORTHSHORE #NFBFOODBANKANGEL
#BETTERTOGETHERNORTHSHORE**

Editable Canva Template to add food drive details:

https://www.canva.com/design/DAEkBMe9xNA/QsPsfqfHBoP-I-ofdyu5fQ/view?utm_content=DAEkBMe9xNA&utm_campaign=designshare&utm_medium=link&utm_source=sharebutton&mode=preview